

## **HELP MANUAL**

# **SOFTWARE UPDATION PROCEDURE IN LAN SYSTEM**

**SAG InfoTech Private Limited**

Soft solutions for those who can't afford to make errors.



## Updation procedure

Sag InfoTech provide you the facility by which you can easily update your software by following the simple procedure.

update our main patch Ver. 2.15.2 on your machine.



**Gen SAG Infotech Pvt. Ltd.**

Plot No. 495, 1st Floor, Above Bank of Baroda, Raja Park Gali No. 5  
Near AC Market, Raja Park, Jaipur - 302 004 (Raj.)  
Phone : 0141-4072000 E-Mail : info@saginfotech.com  
Visit us at : www.saginfotech.com

**Genius**  
ver 2.15.2  
(2015)

Update Structure     Check Database

       **Continue>>**

© All Rights Reserved by SAG Infotech Pvt. Ltd.

# Updation procedure

After main updation if we provide some other patches which is updated on your server or may be on lan machine .then while opening on other non updated system it showing you this Error .

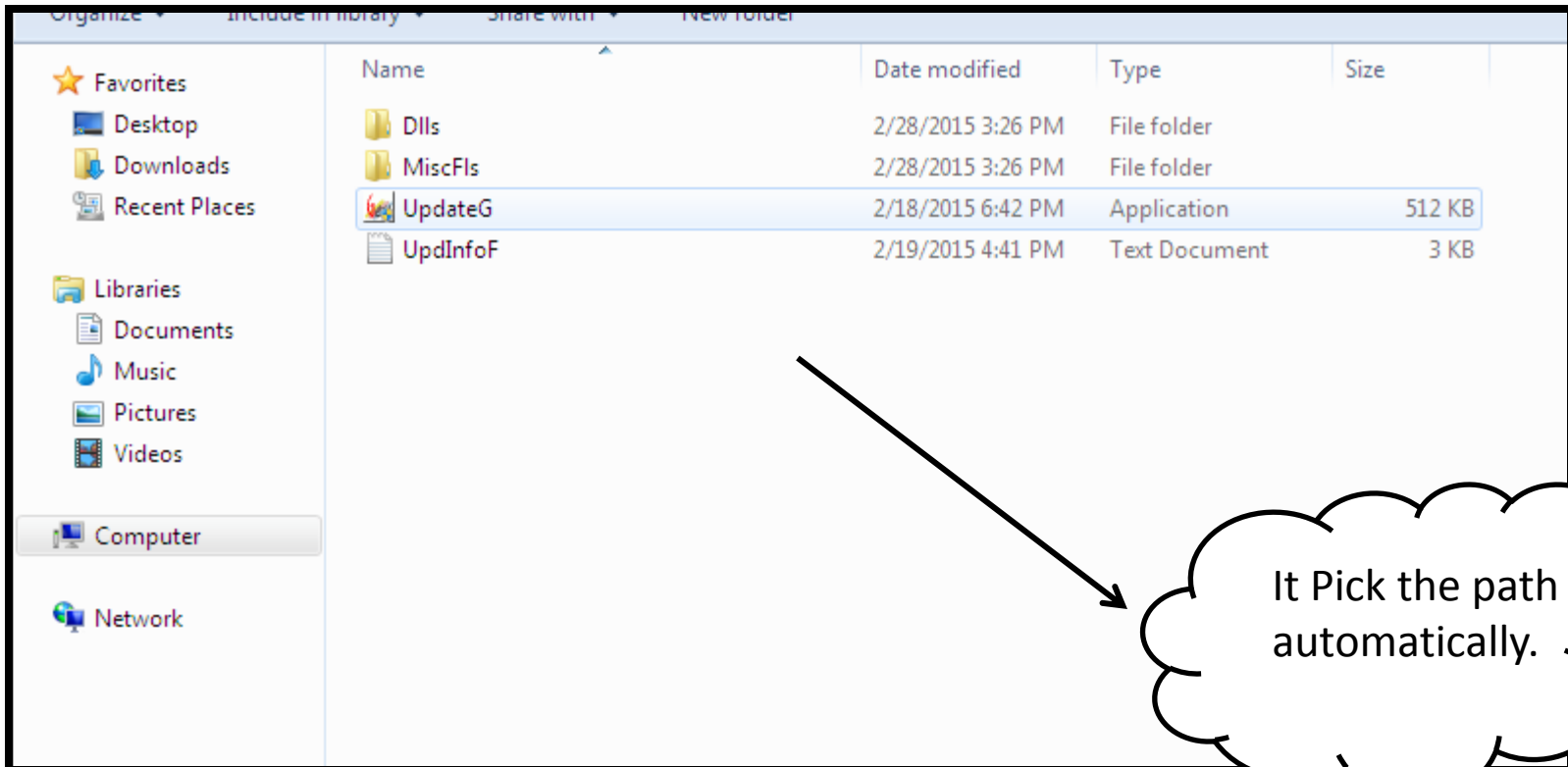


The screenshot displays the SAG Infotech Pvt. Ltd. software interface. At the top, the company name "SAG Infotech Pvt. Ltd." is prominently displayed in a stylized font, with "Gen" written in a smaller font to the left. Below the name, the address "Plot No. 495, 1st Floor, Above Baroda, Raja Park, Jaipur - 302 004 (Raj.)" is visible. A central window titled "SAG" contains an information icon and the following text: "A Higher Version of Software Update is available in Software Data Directory, which has been Updated on any Other Computer over Network. Software update will be run on this Computer." An "OK" button is highlighted with a red circle. Below this window, there are two checkboxes: "Update Structure" and "Check Database". At the bottom, there are three buttons: "Settings", "Quit", and "Continue>>". The footer text reads "© All Rights Reserved by SAG Infotech Pvt. Ltd."

This message will come on screen if your Machine is not updated. Click on OK

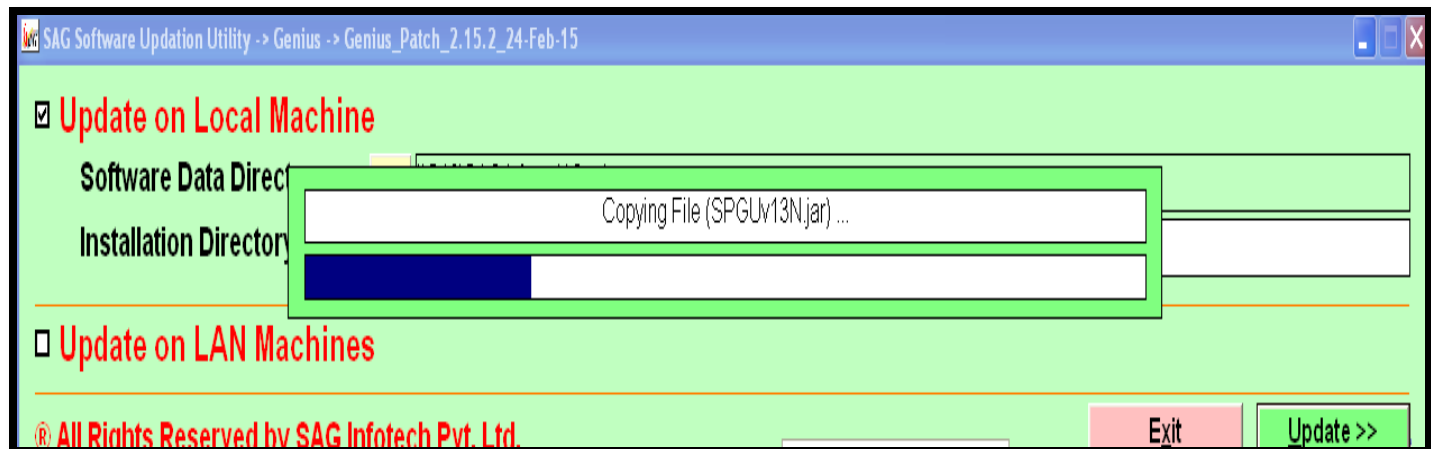

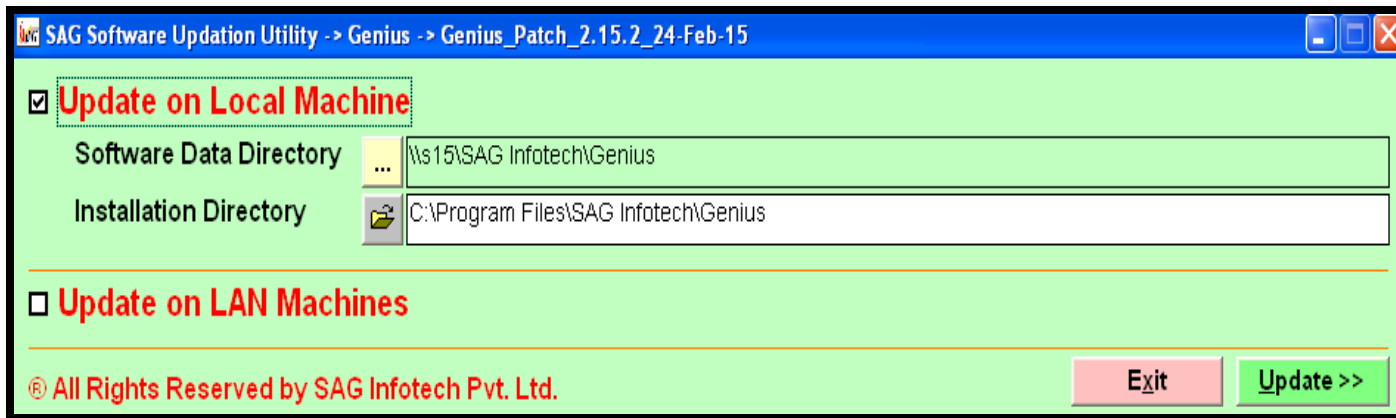
# Updation procedure

**When you click on ok. You will automatically get this folder by which you can update your software on LAN machine.**



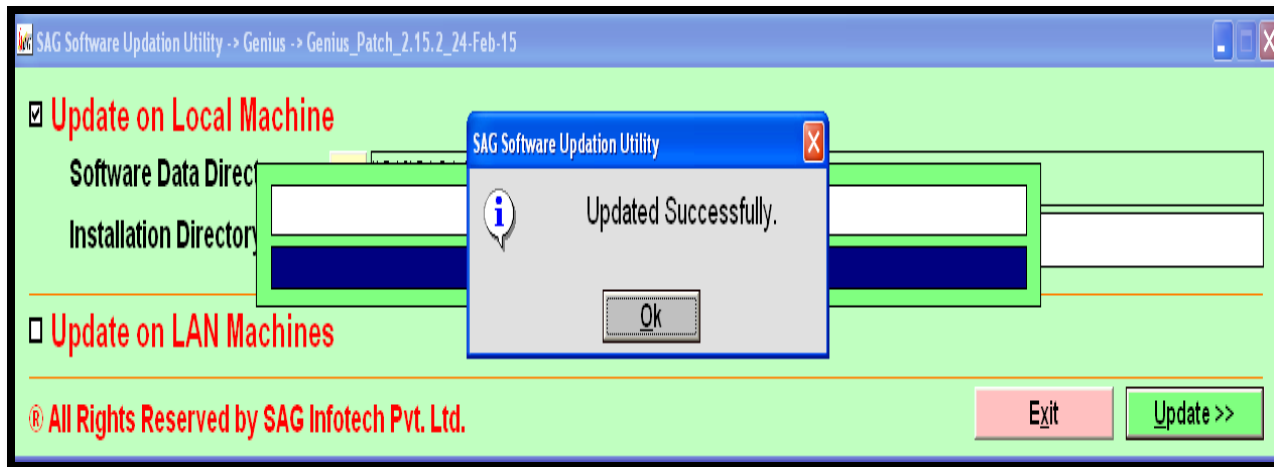
# Updation procedure

Now when you click on update button software will get update.



# Updation procedure

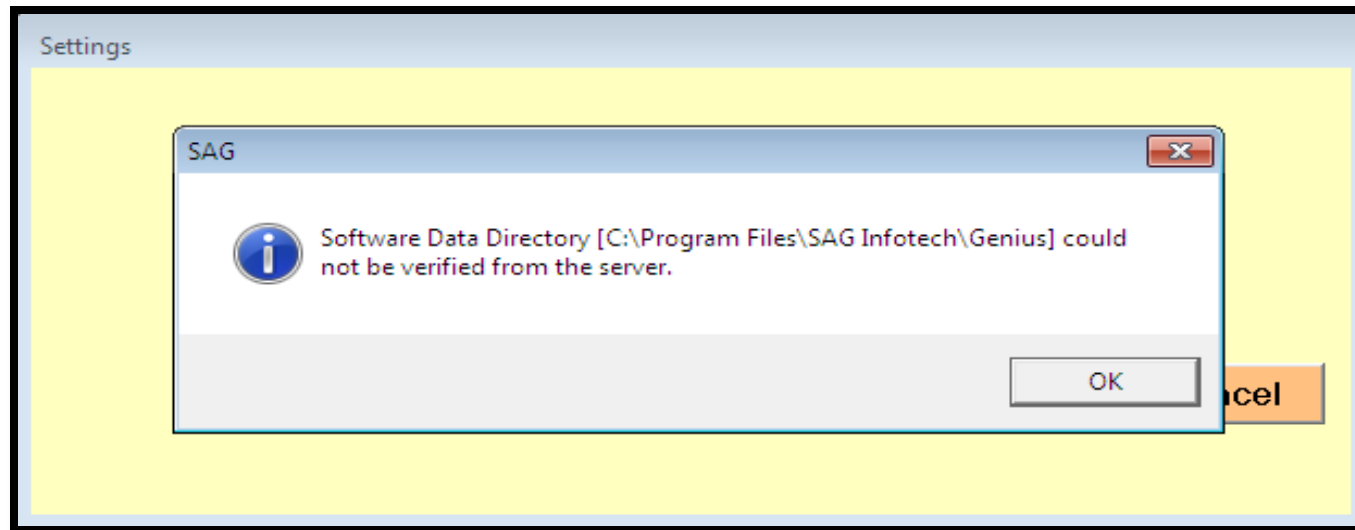
**This message come it show that your software is now updated with server as well as Lan Machine.**



**Now it's showing your software is completely update.**

## Error Solution

**NOTE :** one more condition occur while updation.which is if your software data directory is different from the server than it showing you error.



**Solution :** Make you're your data directory path should be same on both machine.

*Thank  
you*