

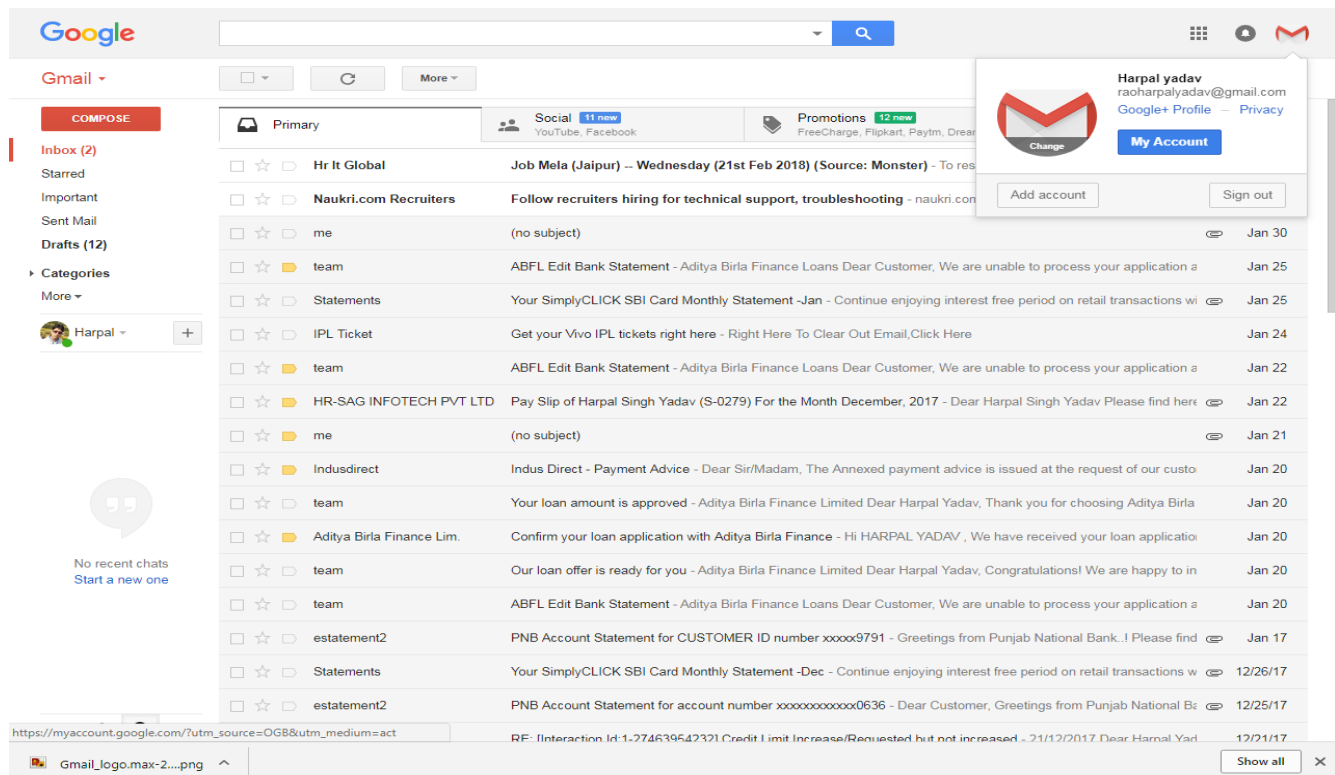
GST SOFTWARE

Email

1. [Gmail](#)
2. [Yahoo.com](#)

Gmail

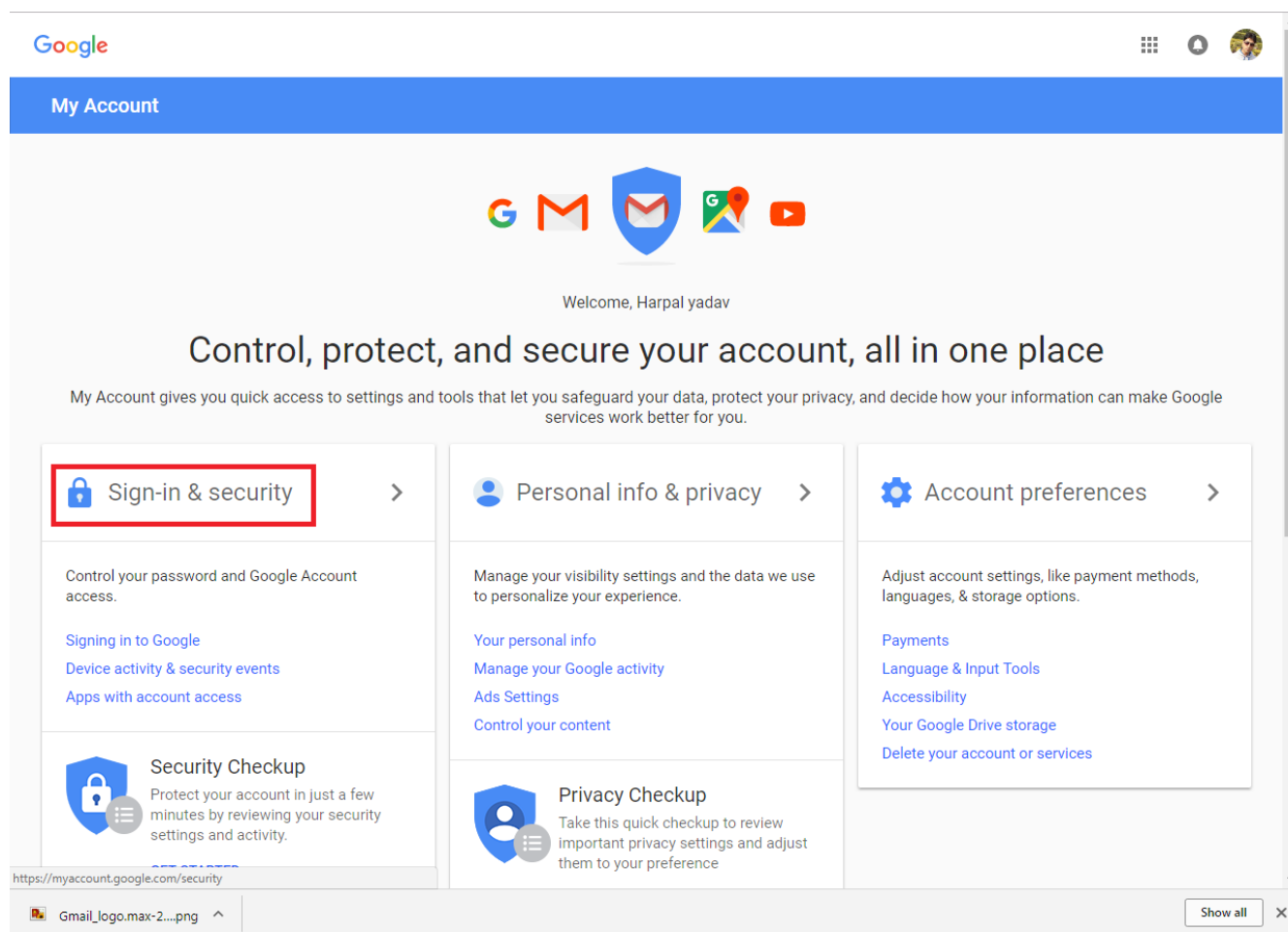
- Login into Gmail account and click on My account button as shown below



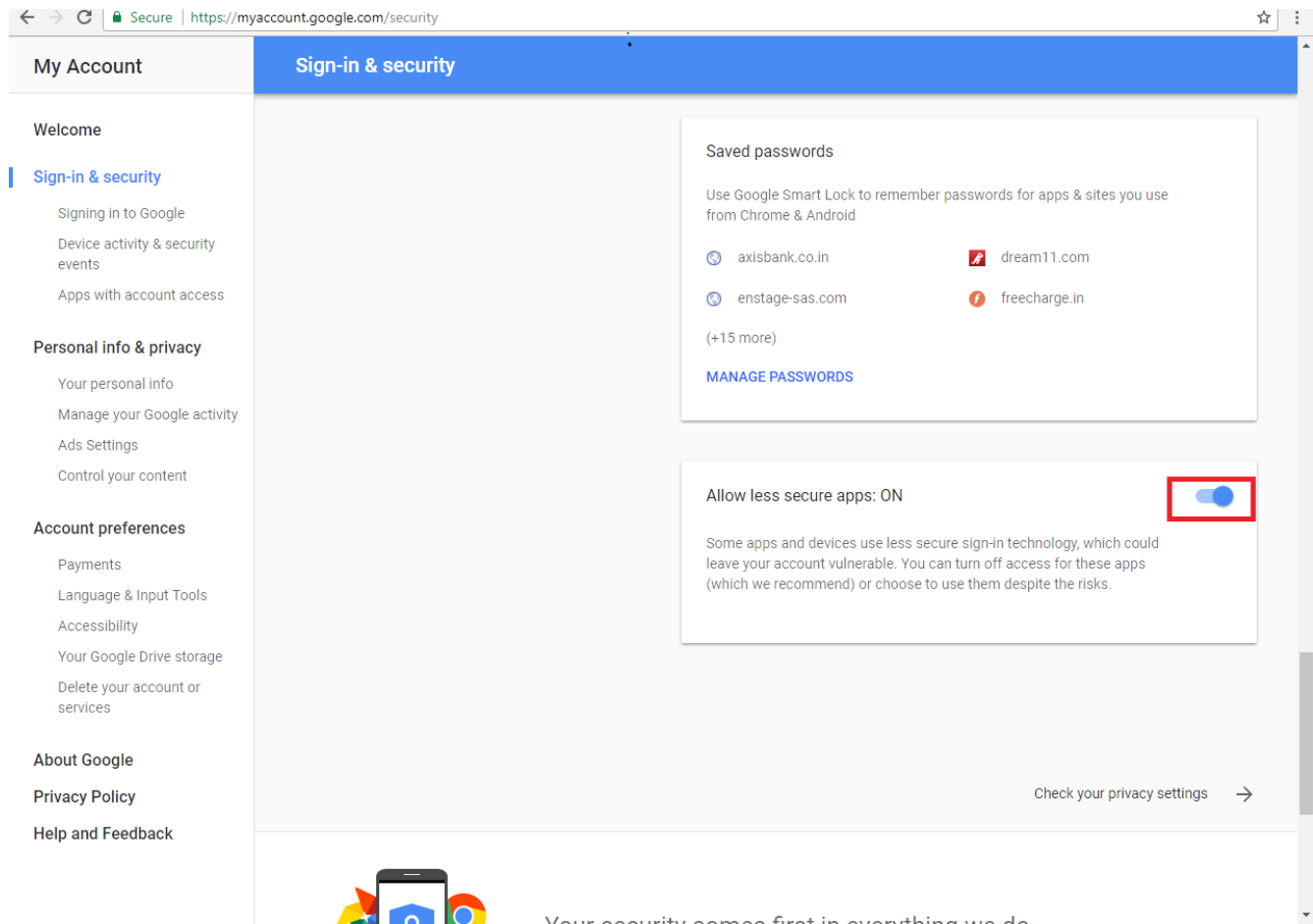
The screenshot shows a Gmail inbox interface. On the left, there is a sidebar with navigation options like 'Compose', 'Inbox (2)', 'Starred', 'Important', 'Sent Mail', 'Drafts (12)', and 'Categories'. The main area displays a list of emails. A 'My Account' popup menu is open over the profile picture of 'Harpal yadav' (raoharpalyadav@gmail.com), showing options for 'Change', 'My Account', 'Add account', and 'Sign out'.

Sender	Subject	Date
Hr It Global	Job Mela (Jaipur) – Wednesday (21st Feb 2018) (Source: Monster) - To res	
Naukri.com Recruiters	Follow recruiters hiring for technical support, troubleshooting - naukri.com	
me	(no subject)	Jan 30
team	ABFL Edit Bank Statement - Aditya Birla Finance Loans Dear Customer, We are unable to process your application a	Jan 25
Statements	Your SimplyCLICK SBI Card Monthly Statement -Jan - Continue enjoying interest free period on retail transactions wi	Jan 25
IPL Ticket	Get your Vivo IPL tickets right here - Right Here To Clear Out Email,Click Here	Jan 24
team	ABFL Edit Bank Statement - Aditya Birla Finance Loans Dear Customer, We are unable to process your application a	Jan 22
HR-SAG INFOTECH PVT LTD	Pay Slip of Harpal Singh Yadav (S-0279) For the Month December, 2017 - Dear Harpal Singh Yadav Please find here	Jan 22
me	(no subject)	Jan 21
Indusdirect	Indus Direct - Payment Advice - Dear Sir/Madam, The Annexed payment advice is issued at the request of our custo	Jan 20
team	Your loan amount is approved - Aditya Birla Finance Limited Dear Harpal Yadav, Thank you for choosing Aditya Birla	Jan 20
Aditya Birla Finance Lim.	Confirm your loan application with Aditya Birla Finance - Hi HARPAL YADAV , We have received your loan applicati	Jan 20
team	Our loan offer is ready for you - Aditya Birla Finance Limited Dear Harpal Yadav, Congratulations! We are happy to in	Jan 20
team	ABFL Edit Bank Statement - Aditya Birla Finance Loans Dear Customer, We are unable to process your application a	Jan 20
statement2	PNB Account Statement for CUSTOMER ID number xxxxx9791 - Greetings from Punjab National Bank. I Please find	Jan 17
Statements	Your SimplyCLICK SBI Card Monthly Statement -Dec - Continue enjoying interest free period on retail transactions w	12/26/17
statement2	PNB Account Statement for account number xxxxxxxxxxx0636 - Dear Customer, Greetings from Punjab National B	12/25/17

- After that click on Sign-in & security tab as shown in below.



- Now click on less secure app: On



The screenshot shows the Google Account 'Sign-in & security' page. The left sidebar contains navigation options: 'Welcome', 'Sign-in & security' (highlighted), 'Personal info & privacy', 'Account preferences', and 'About Google'. The main content area includes 'Saved passwords' (listing axisbank.co.in, dream11.com, enstage-sas.com, freecharge.in), and 'Allow less secure apps: ON' with a toggle switch highlighted by a red box. A 'Check your privacy settings' link is at the bottom right.

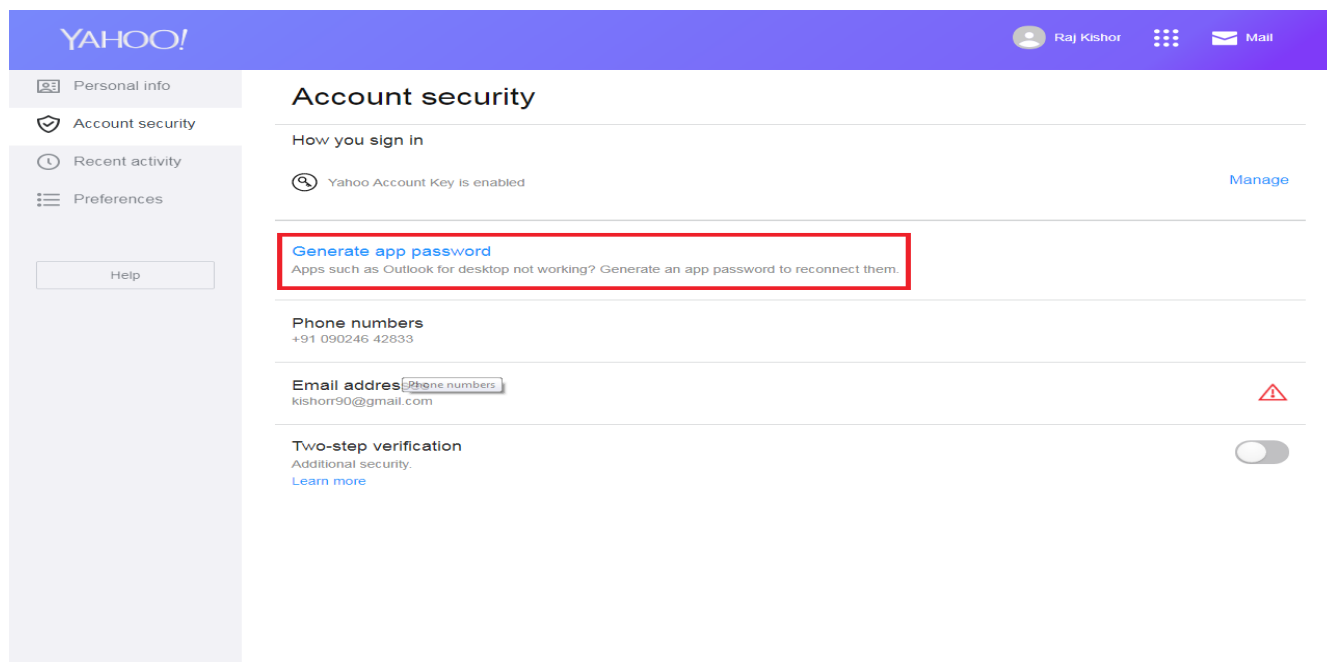
Yahoo

- Login into Yahoo account and click on account info button as shown below

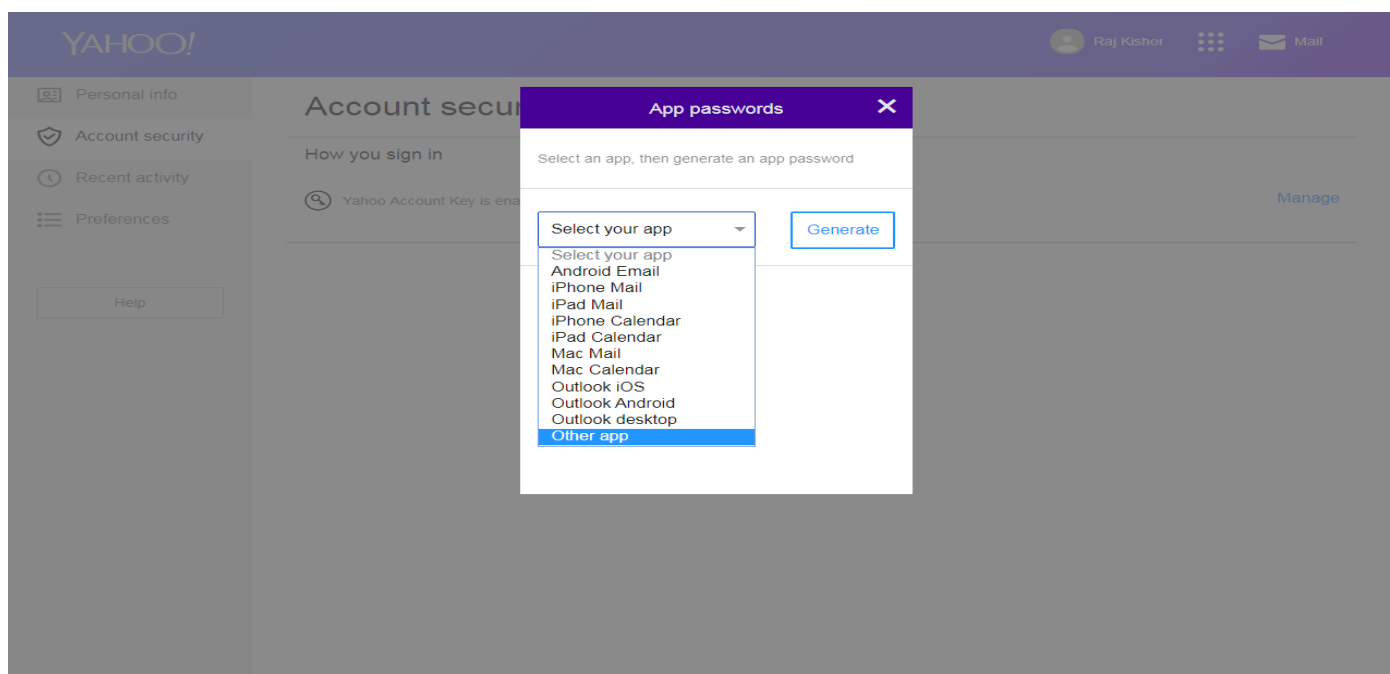
The screenshot shows the Yahoo Mail interface. At the top, there is a navigation bar with links for Home, Mail, News, Cricket, Celebrity, Movies, Lifestyle, Flickr, Mobile, and More. Below this is the Yahoo! MAIL logo and a search bar containing 'Raj Kishor Saini, search your mailbox'. A user profile dropdown menu is open, showing the name 'Raj Kishor Saini', the email 'rajkishor.saini', and a red-bordered button labeled 'Account Info'. Other options in the menu include 'Add account' and 'Sign out'. The main inbox area displays a list of emails, including advertisements from Club Mahindra and ICICI Bank, and a LinkedIn notification. The left sidebar shows folders like Compose, Inbox (392), Drafts, Sent, Archive, Spam (2), and Trash. The right sidebar features promotional banners for 'FOGG ANALOG BLUE DAY AND DATE MEN'S' and 'HEAT AND MASS TRANSFER SI UNIT'.

One click away from your
javascript:void(0);

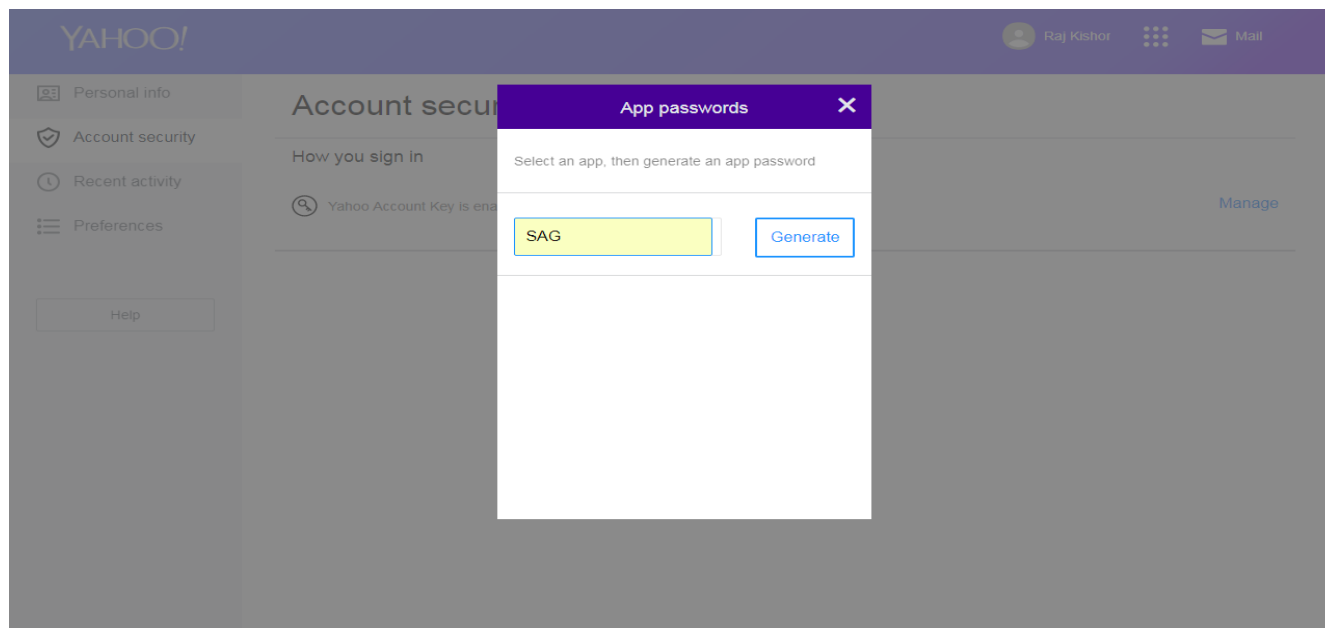
- After that click on Generate app password button.



- After that click on select your app button and drop down menu will be opened and select the other app as shown below.



- Here you have to enter the app name and click on to Generate button as shown below.



- Here your app password for that app is created now copy the password and enter it to the password field in the software.

